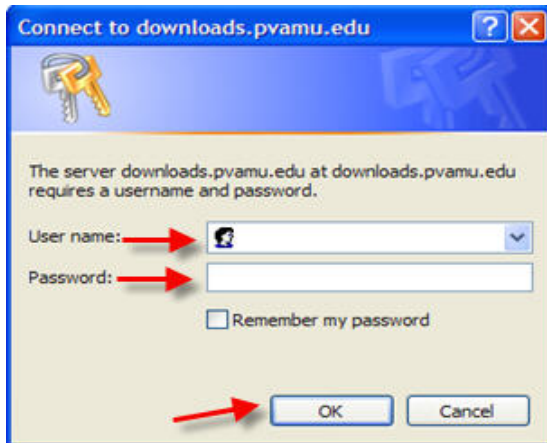


McAfee for Faculty and Staff Home Use

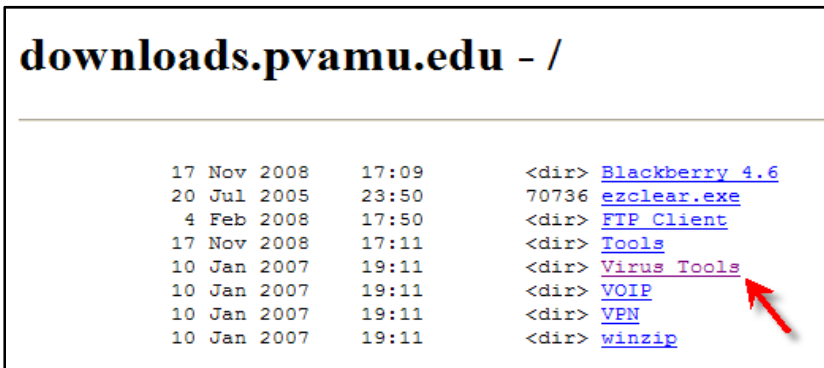
Download McAfee AntiScan

In your Browser address box type <https://downloads.pvamu.edu>

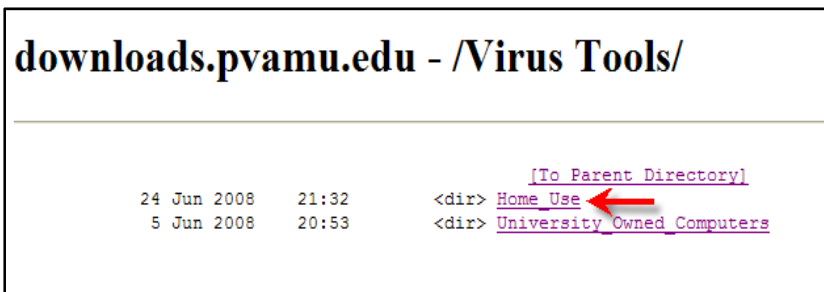
1. Login with your PVAMU email **User Name** and **Password**
2. Click **OK**



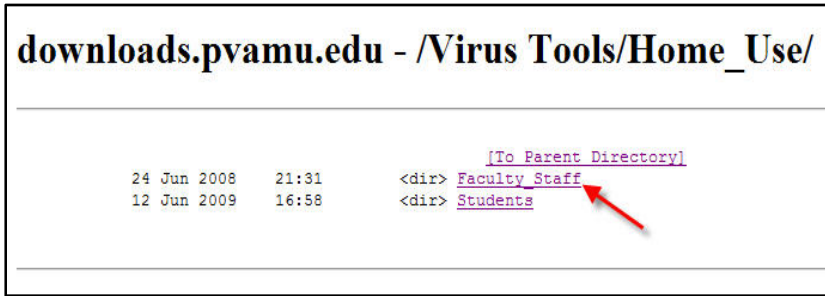
3. Click on **Virus Tools**



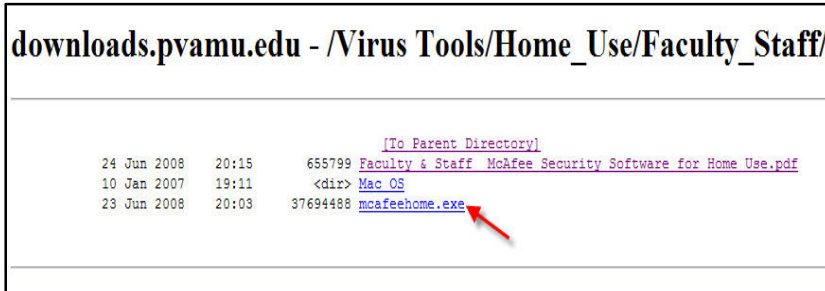
4. Click on **Home_Use**



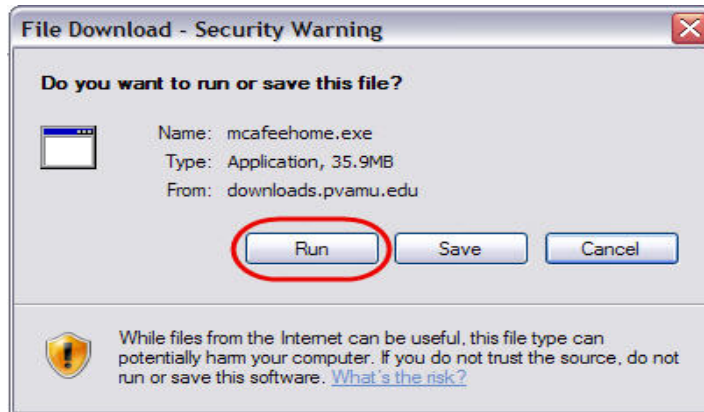
5. Click on **Faculty and Staff**



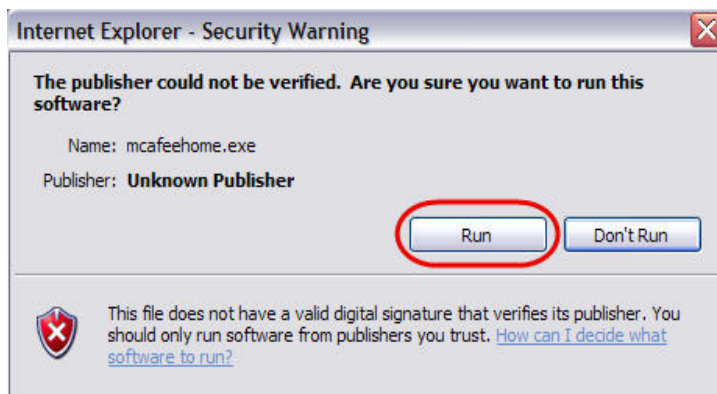
6. Select **macafeehomeuse.exe**



7. Click **Run**



8. Click **Run**



9. Click **Next**



10. Click **Accept**



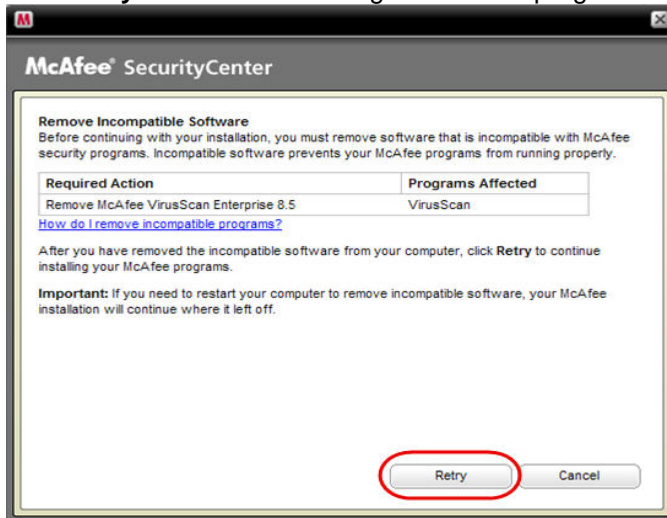
11. Select **Complete**

12. Click **Next**



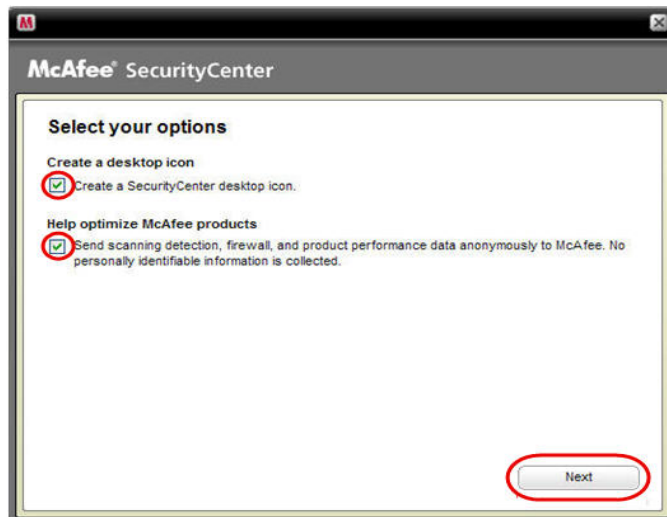
If you already have an anti-virus program loaded on your computer it will detect it and tell you to remove it before proceeding. After you have removed the incompatible software from your computer,

13. Click **Retry** to continue installing the McAfee programs

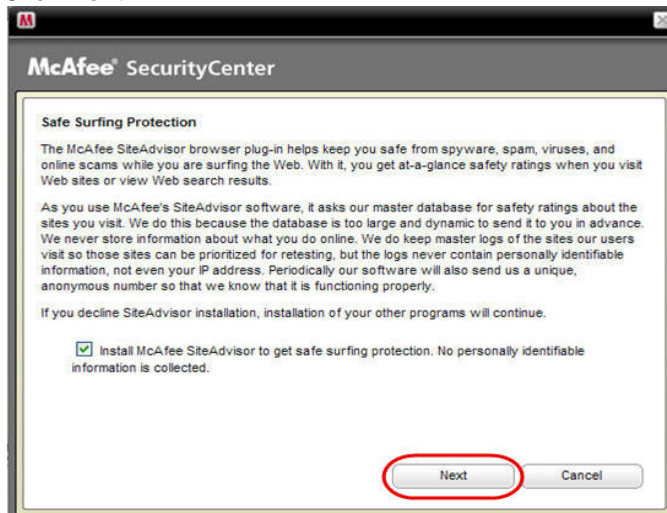


14. **Select your options**

15. Click **Next**



16. Click **Next**



17. Installation verification



18. Click Finish



Note: If you do not register your McAfee programs, you will not receive automatic updates.

19. Click Next



20. Fill in the form

21. Click **Next**



The image shows the McAfee SecurityCenter registration window. At the top, it says "McAfee SecurityCenter". Below that, there is a section for "Current McAfee User" with a "Login" button. Underneath is the "Create New McAfee Account" section, which contains five input fields: "First Name", "Last Name", "E-mail Address", "Password", and "Re-enter Password". At the bottom of the window, there are three buttons: "Back", "Next", and "Cancel". The "Next" button is circled in red.

22. Click **Close**



The image shows the McAfee SecurityCenter registration completion screen. At the top, it says "McAfee SecurityCenter". Below that, it says "Registration Completed". The text reads: "Congratulations! You have successfully registered your McAfee programs. You can now receive automatic updates that will keep your computer secure with the latest and best protection." Below this, it says "Please be sure to remember your login information:" followed by "Email Address: sjstevenson@pvamu.edu" and "Password: 15071507". At the bottom, it says "You will need this when updating and renewing your subscription, or purchasing a new McAfee program." At the bottom left, there is a link "Update your McAfee account" with a circular arrow icon. At the bottom right, there is a "Close" button, which is circled in red.